

PICKUP TRUCK EQUIPMENT



ADRIAN STEEL®

Cargo Management Solutions for Commercial Vehicles





NOT JUST ANY TOOLBOX

THANK YOU FOR CHOOSING ADRIAN STEEL.

This catalog will prove to be a valuable tool to help you decide the products that will fill your cargo management needs. Need a professional opinion? Contact your local Adrian Steel distributor for the best advice on turning your pickup into a true asset to your business.

FROM OUR BEGINNING IN 1953 as a small structural steel warehouse with four employees, Adrian Steel Company has grown to become a leader in the van and truck equipment industry. Located in Adrian, Michigan, our manufacturing facility now encompasses over 166,000 square feet. Adrian Steel is committed to providing quality products highlighted by constant innovation.

Adrian Steel's attention to detail and customers is thorough, it began through the corporate values instilled by founder Bob Westfall, University of Michigan All-American and Detroit Lion All-Pro football standout. Those values instilled a team effort to provide customers with value-added products and services that have become the standard of our industry.



WHAT CONTRACTORS WANT

There isn't a job you can't tackle and your commercial pickup must be up to the task. You have better things to do than waste time with cheap products that fail when you need

them the most. At Adrian Steel we cater to demanding contractors like yourself. Our commercial grade ladder racks are designed to transport everything from ladders, lumber and sheet goods and allow you to remove the rear crossbar for carrying tall items in the truck bed. Contractor Grade aluminum toolboxes are built with automotive grade parts to secure your tools and keep them protected in the truck bed. Add a custom graphic from Commercial Curb Appeal advertising your business and you will look as good as your work.



INDEX

4-5	Commercial Curb Appeal	12	Service Body Load Runner
6	Underbody Boxes	13	LoadFlex Ladder Rack
7-9	Aluminum Toolboxes	14	Grip-Lock Ladder Rack for Toppers
10-11	Load Runner Ladder Racks	15	Trade Packages

All illustrations, photos and specifications in this publication are based on the latest product information available at the time of content approval. The right is reserved to make changes at any time, without notice, in materials, specifications and models, and also to discontinue models.



commercial Curb Appeal

MOBILIZE YOUR BRAND WITH ADRIAN STEEL'S VEHICLE GRAPHICS PROGRAM.

Adrian Steel and Signature Graphics have partnered to be able to provide you with a complete, work ready truck. Go on-line to create the look you want, then have your graphics and equipment installed all at the same time at your local Adrian Steel distributor. This saves time and gets your new truck in service and working for you quicker.

NEW TRUCK, NEW LOOK

The key to commercial graphics is setting yourself apart from the competition. Effective use of color, direct messaging and simple brand identification turn your vehicle into a viable advertising tool.

WHEN CONSIDERING YOUR DESIGN, START WITH THE BASICS:

- Name and logo
- Phone number and website
- Services you offer
- Your essential message
- Pictures of your product



BRANDING

More than just your logo, your brand is the total package presented at every point of public contact.

Brands can provide customers with instant and powerful recognition of your business and the services or products that you offer. When you take your brand to the streets, you make an impression on every person you pass.

Completely redesign or just upgrade your image as part of your brand strategy to help grow your business. When it comes to graphics, sometimes less can mean more. While full wraps are an attractive option that we offer, a budget conscious small business owner can have a significant impact on their image without covering the entire vehicle.

IT'S EASY!

Step 1

User logs in and selects vehicle year, make, model, and options. The site is preloaded with most commercial vans and pickups.

Step 2

A blank vehicle will appear on the screen and you are ready to begin designing. The design tool allows users to personalize a professionally designed template, or create a new design from scratch.

Step 3

Once you have finished your new vehicle design you can instantly price the production and installation by clicking the estimate button. Print your quote to share with your local dealer at the time of your vehicle purchase and include the cost in your financing. Within 7-10 days, your vehicle will be ready to roll!




Start Now at www.commercialcurbappeal.com!

TO WRAP OR NOT TO WRAP?

Take a look at these examples designed and priced on CommercialCurbAppeal.com


\$1500

Simple design on the side.
Logo on hood or tailgate.



\$2600

More complex design on the side.
Logo on hood and/or tailgate.



\$3600

A full wrap with a complex design
covering all possible areas.



VINYL 101

CommercialCurbAppeal.com produces your graphics on commercial grade vinyls that are the benchmark of the fleet industry. Fit, finish, durability and removability are all critical when considering your investment so they look as good on day 1 as day 1000.

DIRECTV, Best Buy, TRANE, Geek Squad and Penske are all produced with the exact same films. Rest assured that the 3/36 warranty through your Adrian Steel Distributor includes the graphics.

Installation is made simple through your dealer or Adrian Steel distributor.

NEED MORE REASONS WHY?

CommercialCurbAppeal.com allows you to personalize your vehicle and be sure it positively represents your business.

By adding graphics to the upfitting process your vehicle will be in service faster, saving you time and money.

Graphics through CCA can often be added to your financing package, amortizing your new look over the life of your vehicle.

Graphics will help increase your vehicle visibility and build brand awareness in the community.

Comparatively, vehicle graphics are more affordable than most other advertising options.

BEING NOTICED IS EVERYTHING!

www.commercialcurbappeal.com

*Commercial Curb Appeal not available in Canada.



Keep your equipment dry and secure with Adrian Steel's durable Underbody Boxes.

Strong, 14 gauge Galvanneal steel door and body construction.



UBB4818W



UBB3618

UNDERBODY BOXES

Dimensions			Black	White
L	W	H		
24"	18"	18"	UBB2418	UBB2418W
30"	18"	18"	UBB3018	UBB3018W
36"	18"	18"	UBB3618	UBB3618W
48"	18"	18"	UBB4818	UBB4818W
60"	18"	18"	UBB6018	UBB6018W



Compression style
T-Handle seals the door. Padlocks can be added to provide double the security!



Coated galvanized
cable lanyards provide strength when door is opened.



Adrian exclusive 3 point latching system pulls door tight. (Except on UBB2418)




Door is attached by a continuous stainless steel hinge and sealed with automotive grade door gaskets to seal out dirt and water. Linkage guard protects against linkage damage... no bending, no jamming.



ADD MORE VALUE TO YOUR PICKUP WITH ADRIAN STEEL ALUMINUM TOOLBOXES.

Don't buy your next toolbox from just anyone. Do you really know what you are getting (or NOT getting) for your money?



- 1. Bulb Weather Seal
- 2. Heavy-duty Gas Struts
- 3. Intrusion Resistant
- 4. "U"-Channel Edge
- 5. Double Reinforced Lid

Are you getting a fully welded box and lid?

Adrian's toolboxes are fully welded for strength and rigidity. The box lid is made from heavy-duty .080" diamond tread aluminum, and the basket is .063" diamond tread aluminum.

Are you getting a low-profile, domed lid?

Adrian Steel boxes feature an extra 45 degree bend and double channel reinforcement to add strength and stiffness to the lid. This prevents warping and assures a snug closure. The low profile allows the driver a less-obstructed rear view.

Are you getting a weather secure box?

Adrian Steel boxes feature a reinforced "U"-channel edge that adds structural strength to the box and more lid seating surface. The bulb weather seal protects the contents against dirt and water infiltration.

Are you getting a box that is secure, yet easy to open?

Adrian Steel boxes are equipped with automotive push button rotary latches that open the lids conveniently when your hands are full, while providing increased security when locked. The push button design has been cycle tested over 25,000 times, ensuring years of trouble free operation. Heavy-duty gas struts assist in lid operation, and provide years of maintenance-free operation. A linkage guard protects against linkage damage – no bending, no jamming. The full adjustable intrusion striker keeps the lid closed tight and contents more secure. And the double-sided keys allow for quicker and easier access.

Are you going to have to drill into your truck to install the box?

Adrian Steel toolboxes are designed to mount to your truck bed with the provided no-drill brackets. Also included is a closed cell foam tape with an adhesive back for the underside of the toolbox overhang to protect the truck bedrails from scratches.

Are you getting any extras?

Adrian Steel boxes come standard with a sliding, divided tray that can be accessible from both sides of the truck. It provides convenient storage for smaller items. They also come with a full length rubber liner for the bottom of the box, to keep your tools from sliding around when the vehicle is in motion.

Are you getting the same cargo carrying capacity?

Adrian Steel cross boxes are designed with a wide 20" basket for increased cargo capacity.

Are you getting a 3-year, 36,000 mile warranty, professional installation, or exceptional customer service from truck equipment professionals?

Adrian Steel distributors have Certified Technicians and Sales people on staff to help you with all of your truck equipment needs. If you ever have a problem or question about your Adrian Steel products, they have the experience and knowledge to get the answers you need. And every Adrian Steel product that is installed by an authorized Adrian Steel distributor comes with a 3-year, 36,000 mile warranty. You can't get that just anywhere.

With Adrian Steel you know exactly what you are getting – the strength, security, peace of mind, and customer support you demand. More than just a truck equipment supplier, let Adrian Steel be your business partner.



- 1. Aluminum Box Lip
- 2. Mounting Bracket
- 3. Bed Rail



- 1. Dome Style Lid
- 2. Push Button With Lock
- 3. Rotary Latches
- 4. Lock & Linkage Guards
- 5. Divided Plastic Tray



Visibility

Rigid low profile dome lid provides maximum visibility out your rear window.



Easy opening

Automotive push button lock with double bitted lock cylinder.



Security

Fully adjustable intrusion resistant striker keeps contents more secure.



No-drill brackets

Secure the box to your truck without drilling while protecting your truck bed rails.


NOT JUST ANY TOOLBOX. The Adrian Steel line of commercial grade, fully welded, diamond plate aluminum boxes stand up to the toughest of conditions. Single lid cross boxes allow easy access for long items, from either side of the truck bed. Double Lid cross boxes have forward hinged double lids that open wider than the center hinge styles. Side boxes are the perfect companion to your cross box and maximize the secure storage in your truck bed. All Adrian Steel boxes are designed to keep tools and equipment safe in the bed of your truck and protected from the weather.

If you need a box that works as hard as you do, choose Adrian Steel.



Toolbox Construction

- A** Three piece fully welded diamond plate body for strength and leak prevention
- B** Gaskets on all four sides of the lid for additional leak prevention
- C** Heavy Duty gas struts assist in lid operation
- D** Linkage guard protects against linkage damage




ADRIAN STEEL ALUMINUM TOOLBOXES ARE DESIGNED TO FIT MOST LATE MODEL PICKUP TRUCKS.


To ensure proper fit and finish please consult our truck application chart and toolbox dimensions chart below.

ALUMINUM TOOLBOXES

SINGLE LID CROSSBOX	DOUBLE LID CROSSBOX	DIMENSIONS				
		A	B	C	D	E
AD100	AD200	70"	20"	12.5"	60.5"	8.5"
AD101	AD201	70"	20"	17.5"	60.5"	13.5"
AD101-2	AD201-2	72"	20"	17.5"	62.5"	13.5"
AD120	AD220	62"	20"	11"	54/51"	7"
AD150	AD250	59"	20"	12.5"	51"	8.5"
AD151		59"	20"	17.5"	51"	13.5"
AD160	AD260	62"	20"	12.5"	54"	8.5"
AD190	AD290	67"	20"	12.5"	57.5"	8.5"
Side Boxes						
AD302		13"	9"	12"	64"	7.5"
AD303		13"	9"	12"	46"	7.5"
AD350		13"	9"	11"	46"	6.5"



**Cross Box Dimensions
AD200 shown**



**Side Box Dimensions
AD302 shown**

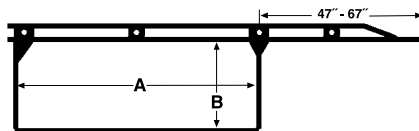
TRUCK MODEL	CROSSBOXES SINGLE/DOUBLE LID									SIDE BOXES		
	100/200	101/201	101-2/201-2	150/250	151	160/260	190/290	120/220	302	303	350	
Ford Trucks**												
Ranger 6 Ft Bed				■							■*	
Ranger 7 Ft Bed				■	■						■	
Explorer Sport-Trac								■				
F-150 5.5 Ft Styleside Bed	■										■*	
F-150 6.5 Ft Styleside Bed	■	■									■	
F-150 6.5 Ft Flareside Bed							■					
F-150 8 Ft Styleside Bed	■	■							■			
F-250/350 Super-Duty 6.7 Ft Bed			■							■		
F-253/350/450 Super-Duty 8 Ft Bed			■						■			
Chevrolet/GMC												
Colorado/Canyon 5 Ft Bed								■				
Colorado/Canyon 6 Ft Bed						■					■	
1500 5.5 Ft Bed	■										■	
1500 6.5 Ft Bed	■	■							■*	■		
1500 8 Ft Bed	■	■							■			
2500/3500 HD 6.5 Ft Bed	■	■								■		
2500/3500 HD 8 Ft Bed	■	■							■			
Dodge Trucks¹												
Dakota 5 Ft Bed								■			■*	
Dakota 6.5 Ft Bed						■					■*	
Ram 1500 6 Ft Bed	■									■		
Ram 1500 8 Ft Bed	■	■							■			
Ram 2500/3500 HD 6 Ft Bed	■	■								■		
Ram 2500/3500 HD 8 Ft Bed	■	■							■			
¹ Not compatible with Ram Box option.												
Nissan Trucks												
Frontier 5 Ft Bed						■		■			■*	
Frontier 6 Ft Bed						■		■			■	
Titan Crew Cab 5.6 Ft Bed*											■*	
Titan King Cab 6.6 Ft Bed							■				■	
Titan Crew Cab 7 Ft Bed							■				■	
Titan King Cab 8 Ft Bed							■				■	
Toyota Trucks												
Tacoma 5 Ft Bed						■				■		
Tacoma 6 Ft Bed						■			■			
Tundra 6.5 Ft Bed	■	■								■		
Tundra 8 Ft Bed	■	■							■			

* Side Box Not Compatible When Installed With Cross-Box For This Application

**Please contact your Adrian Steel distributor for the correct toolbox application for the 2015 F-150.

THE PERFECT COMBINATION OF STRENGTH, DURABILITY AND DESIGN.

Adrian's Load Runner rack looks great, and works hard, too. With its beefy, two-inch, high-strength round tubing, Load Runner is rated for the maximum load allowed by truck manufacturers. The removable rear crossbar allows tall items to be carried in the truck bed, and convenient tie-down cleats help secure loads on top or in the truck bed. No wonder it's the top choice of many industries.



LOAD RUNNER FULL-SIZE PICKUP

Features:

- 2" high strength round tubing
- 51" width inside to inside of truss tubes
- Fits most GM, Ford and Dodge full-size pickups
- Full-Length bed rails for 6' and 8' beds
- Black low gloss powder coat paint
- Easy assembly and installation
- Center crossbar standard
- Removable center and rear crossbar
- 2" square crossbars
- Welded tie down cleats

Rack payload capacity exceeds truck bed wall capacity rating. Consult your truck manufacturer for recommended bed capacity rating.

Load Runner pickup racks fit Chevy, GMC, Dodge, Toyota and Ford Late Model full-size pickups as indicated in the chart located below.

How to order tool box envelope

Rack dimensions for A (inside length) and B (inside height) are contained in the Load Runner rack fit Chart.

Dimensions show available area for mounting cross and side boxes. Side rail height is 8" above cross supports. Cab over extension is 47" for regular cab models and 67" for extended cab models.

Note: Exterior ladder rack and accessory equipment can cause increased cab area noise on vans and pickups.

LOAD RUNNER RACK FIT

Please state make, model, year and length of pickup bed when ordering.

MAKE	CATALOG #	MODEL	A-DIM	B-DIM
Chevy/GMC/Dodge/Ford RD/Nissan/07-on	SLR-8FR	8'	89.75"	25"
Toyota Full-Size/Regular Cab	*SLR-6FR	6'	69.75"	25"
Chevy/GMC/Dodge/Ford RD/Nissan/07-on	SLR-8FE	8'	89.75"	25"
Toyota Full-Size/Extended Cab	*SLR-6FE	6'	69.75"	25"
Ford Super Duty Full-Size/Regular Cab	SLR-8FRS	8'	89.75"	29"
Ford Super Duty Full-Size/Extended Cab	SLR-6FRS	6'	69.75"	29"
Ford Super Duty Full-Size/Regular Cab	SLR-8FES	8'	89.75"	29"
Ford Super Duty Full-Size/Extended Cab	SLR-6FES	6'	69.75"	29"
Chevy Colorado, GMC Canyon, Dodge Dakota, Regular Cab	MSLR-6FRB	6'	68 3/8"	22 7/8"
Chevy Colorado 2015-Newer	MSLR-6FEGM	6'	66.5"	25.5"
Ford Ranger Regular Cab	MSLR-6FRFB	6'	68 3/8"	22 7/8"
Chevy Colorado, GMC Canyon, Dodge Dakota, Extended Cab	MSLR-6FEB	6'	68 3/8"	22 7/8"
Ford Ranger ExtendedCab	MSLR-6FEFB	6'	68 3/8"	22 7/8"

Note: Load Runner rack models SLR-6FR and SLR-6FE do not fit GM shortbed crew cab pickups.

Wind deflector included with extended cab Load Runner pickup racks.

Load Runner racks do not fit the Toyota Crew Max truck.

Not designed to fit sportside or flareside bed models.

Not compatible with Ram Box option.

Please contact your Adrian Steel distributor for the correct LoadRunner for the 2015 Ford F-150.

MID-SIZE PICKUP LOAD RUNNER

Features:

- 1.75" high strength round tubing
- 51.5" width inside to inside of truss tubes on GM and Dodge mid size pickups
- 48.5" width inside to inside of truss tubes on Ford mid size pickups
- Fits most GM, Ford and Dodge mid-size pickups
- Full-Length 6' bed rails
- Black low gloss powder coat paint
- Easy assembly and installation
- Center crossbar standard
- Removable center and rear crossbar
- 1.75" square crossbars
- Welded tie down cleats



Rack payload capacity exceeds truck bed wall capacity rating. Consult your truck manufacturer for recommended bed capacity rating.

Load Runner pickup racks fit Chevy, GMC, Dodge and Ford Late model mid-size pickups as indicated in the chart on page 10.



Easy to remove rear crossbar lets you carry tall items in the truck bed.

CUSTOMIZE YOUR LOAD RUNNER WITH ADRIAN STEEL ACCESSORIES

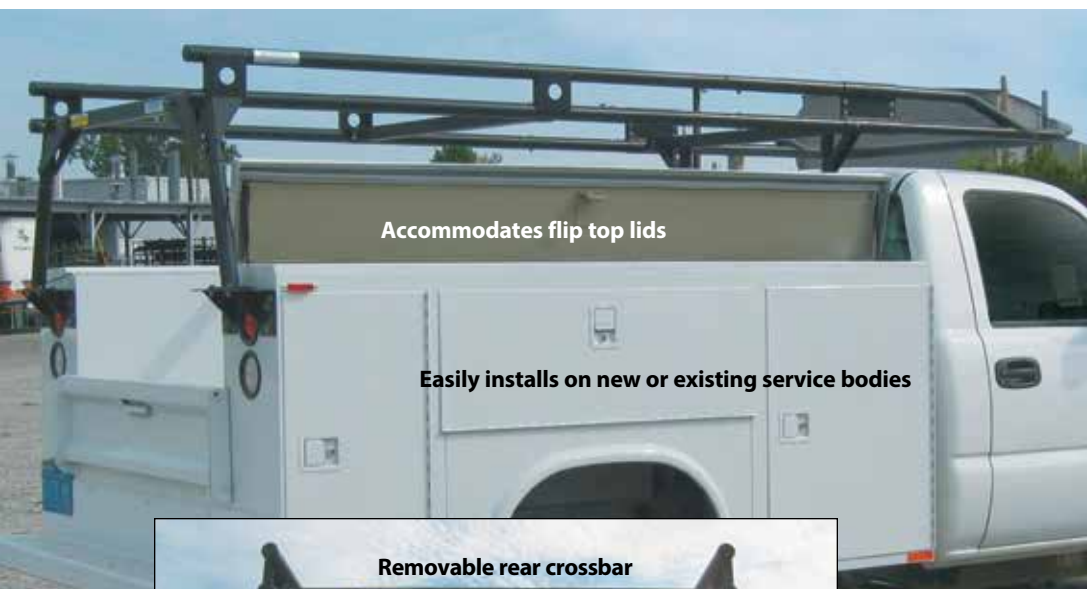


- 1: RS3 Ratchet Strap** 7' canvas web strap rated at 600 lbs. with hook ratchets to tightly hold ladders and cargo to the rack.
- 2: LS4 Ladder Stop Kit** Aluminum rung stop with stainless steel "U"-bolts attaches to crossbars of the rack.
- 3: BS2 Light Mount Plate** 6" x 9" steel plate with stainless steel "U"-bolts attaches to cross bars or side rails for beacon or strobe lights.
- 4: 75-1 Light Mount Kit** Galvanized stand with 4" pipe screws on to base of light for raising light above mounting surface. Includes BS2 for mounting to crossbars and side rails.
- 5: 70-3 4" Diameter PVC Conduit Carrier Kit with Mounting Plate.** Use with 4-1/2" O.D. PVC pipe schedule 40. PVC tubing not supplied.
- 6: 80-1 10' 6" and 80-2 12' 6" Aluminum Conduit Carrier.** .063" diamond tread aluminum construction. Two piece design features lift-up rear door with a spring assist for easy access and lockable swivel closure for security. Bolt-on plate enables access to front of carrier.
- 7: WG21 Window Guard** Use with standard Load Runner for all Chevy/ GMC/Ford Regular Duty pickups. Black powder coat paint.
- 7: WG21S Window Guard** Use with Load Runner on Ford Super Duty only. Rugged 1.25" X 1.25", 13 gauge tube frame with expanded metal screening. Offers maximum visibility and superior strength from the welded, no drill design. Black powder coat paint.
- 8: LRA-UH1 Utility Hook** for Load Runner Ladder Racks. The steel utility hook is 8.5" high by 6" deep and is universally designed to fit fullsize, midsize, and service body Load Runners.

ADRIAN'S SERVICE BODY LOAD RUNNER RACK FITS A VARIETY OF SERVICE BODIES. Features two-inch high-strength round tubing, a removable rear crossbar that allows tall items to be carried in the truck bed and convenient tie-down cleats to help secure loads on top or in the truck bed. The standard rack fits 8' service bodies with either a regular cab truck or an extended cab truck.

The Service Body Load Runner is universally designed to accommodate single and dual wheel chassis. Bodies that are 9' long will require the SBE9 that adds one foot of length to the standard rack. 11' long bodies will require the SBE11.

SBLR-8FR Service Body Load Runner 8' Regular Cab
SBLR-8FE Service Body Load Runner 8' Extended Cab



LOAD RUNNER SERVICE BODY FEATURES:

- 2" high-strength round tubing
- 50.7" width inside to inside of truss tubes
- Fits most GM, Ford and Dodge chassis
- Black low gloss powder coat paint
- Easy assembly and installation
- Center crossbar standard
- Removable center and rear crossbar
- 2" square crossbars
- Welded tie down cleats



SBE9- Extension kit for 9' service bodies



SBEL- Extension kit for low profile service bodies (2 per set)

Note: The Load Runner Service Body Rack fits a variety of the leading service body manufacturers. Due to the large number of body configurations, the Service Body Load Runner rack will not fit all bodies. To ensure proper fit and finish, please contact your local Adrian Steel Distributor. Please note the following exceptions:

- Taillights must be vertical, external mount or bumper mount. Lower horizontal lights are acceptable.
- Master Lock system may be incompatible with Service Body Load Runner. Contact your local distributor to confirm fit.
- SBEL extension leg kit is required for low profile bodies.
- Service Body Load Runner is not compatible with canopy tops.
- Ultra wide opening may result in mounting brackets protruding into the bed storage area.
- The Load Runner Service Body Rack will not fit fiberglass service bodies.
- Load Runner Service Body Rack will not fit Super Duty Ford Trucks with a low profile service body.
- Ford Super Duty Trucks with a standard service body will require SBEL Extension Kits.



SBE11- Extension kit for 11' service bodies

Note: The Load Runner Service Body rack has been designed and manufactured to carry an evenly distributed 1,000 pound load. This rating only applies if:

1. The Ladder Rack has been installed in a manner consistent with the supplied installation instructions.
2. The manufacturer of the service body verifies that the service body itself is capable of carrying a 1,000 pound load, in addition to the weight of the mounted ladder rack.

Remember: The load bearing capacity of the Load Runner is no greater than the capacity of the service body to which it is attached. If the service body manufacturer cannot verify the load carrying capacity of their service body, Adrian Steel Company recommends a maximum 500 pound load capacity (evenly distributed.)



**LOADFLEX-
Easy on...
Easy off!**

THERE WHEN YOU NEED IT, OFF WHEN YOU DON'T.

The LOADFLEX is the perfect rack for the contractor who only needs to carry ladders from time to time.

- Once installed, the rack's uprights easily slide in and out of the truck bed for there-when-you-need-it convenience.
- The unique design of the LOADFLEX allows the rack to be installed without cutting or drilling of the rack.
- The Plastisol covered, welded rung stop keeps the ladder from sliding forward and back.
- Welded-on tie hooks give you ample tie down locations.
- The LOADFLEX is designed to fit all late model GM, Ford and Dodge full and mid-size trucks.
- Powder coat black paint finish provides years of maintenance-free service.
- Rest arms easily adjust from 20.5" to 35" for wide ladders and feature slot-through bolt design to prevent separation.
- Constructed of 1.5" x 1.5", 14 gauge wall steel tubing.
- 250lb. payload capacity.



LOADFLEX LADDER RACK

TRUCK MODEL	LOADFLEX
Chevy/GMC	
8' Bed Fleetside Silverado/Sierra ('06-On)	LF250
6' Bed Fleetside Silverado/Sierra ('06-On)	LF250
7' Bed Colorado/Canyon ('04-12)	LFJ250
6' Bed Colorado/Canyon ('04-12)*	LFJ250
Dodge	
8' Bed Fleetside full size ('94-On)	LF250
6.5' Bed Fleetside full size ('94-On)	LF250
Note: Not compatible with Ram Box option.	
Ford**	
8' Bed F-250/350 Super Duty ('99-On)	LF250
8' Bed F-150/250 LD ('97-On)	LF250F
6.5' Bed F-250/350 Super Duty ('99-On)	LF250
6.5' Bed F-150/250 LD ('97-On)	LF250F

* Includes Extended Cab Models.

**Please contact your Adrian Steel distributor for the correct LoadFlex for the 2015 Ford F-150.

Please state make, model, year and length of pickup bed when ordering.



Graphic designed with:



MAKE YOUR TRUCK WORK READY!

If you make a living in a highly competitive market you must stand out from all the others. If your work speaks for itself, shouldn't your pickup speak for you too?

Get the attention you deserve with a vehicle graphics package from Commercial Curb Appeal!



LADDER STORAGE SOLUTION FOR TRUCKS USING A TOPPER

If you are working out of a truck with a commercial cap, Adrian's Grip-Lock rack is the best solution for transporting your ladders safely and securely.

- Grip-Lock racks feature an outer rail and horn to assist in loading ladders.
- A lockable, gripping mechanism firmly secures one or two ladders and reduces vibration wear to ladder rails.
- Racks are available in 5' and 6' lengths between the cross supports
- Racks fit commercial tops for 6', 7' and 8' pickup bed lengths.

GRIP-LOCK LADDER RACK MODELS

Full-size and compact pickups.

Model	Description	Compact truck Bed length	Between supports	Cross support width
61-7	Series 61 Single Lock Down	Longbed	72"	57"
61-6	Series 61 Single Lock Down	Shortbed	60"	57"
63-7	Series 63 Double Lock Down	Longbed	72"	57"
63-6	Series 63 Double Lock Down	Shortbed	60"	57"

Note: Grip-Lock ladder racks bolt through roof and require roof reinforcements in the top for a secure mount. Request roof reinforcements be installed in your top when ordering from your supplier.
 Note: Exterior ladder rack and accessory equipment can cause increased cab area noise on vans and pickups.

GRIP-LOCK LADDER RACK ACCESSORIES



1



2



3



4



5

1: 70-1 4" Diameter PVC Conduit Carrier Kit

contains: Aluminum cast hinged lid and end cap, two stainless steel "U"-bolts, adhesive sealant and fasteners. Use with 4-1/2" O.D. PVC pipe schedule 40. PVC tubing not supplied.

1: 70-2 6" Diameter PVC Conduit Carrier Kit (above). Use with 6-5/8" O.D. PVC pipe schedule 40. PVC tubing not supplied.

2: 73 Ladder Pad Kit includes four polymer pads with adhesive backs. Provides protection against contact damage to ladder rails.

3: 68-3 Step Ladder Support Kits carry step ladders shorter than the distance between the front and rear cross supports. Kit includes one polymer adhesive-back ladder pad.

4: 69-4 Extension Kit adds 24 inches to overall ladder rack extension kit length and provides additional support and protection when carrying longer ladders. Kit includes plastisol side rails and cross support with two polymer ladder pads.

5: 75 Light Stand raises light 4" above ladder for improved visibility.

6: 76 Rail Cover Kit includes covers for ladder rack horn and rail to protect ladder rails from contact damage.



6



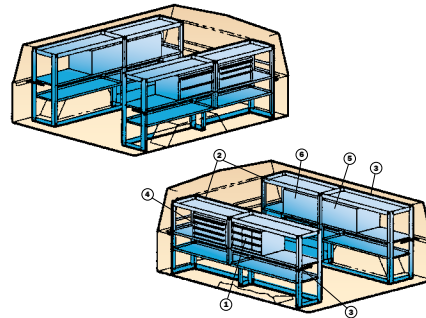
CREATE A MOBILE WORKSHOP FOR YOUR PICKUP.

- Access shelving and drawers through the side and rear doors of the top.
- Packages are designed to fit under cab high plus 6" commercial tops.
- Packages fit 6', 7' and 8' pickup beds.
- Four different packages are available.
- Shelving hugs bed sides for more center aisle space.

Trade packages are thought starters, designed to give you ideas as you combine Adrian shelving, cabinets, drawers and modules that fit your specific needs.

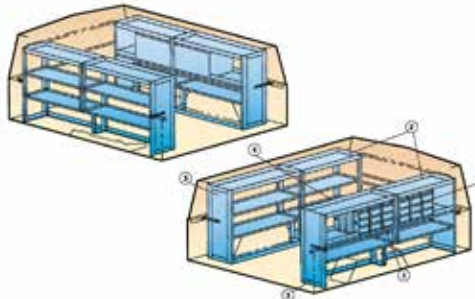
**2841
GENERAL CONTRACTOR PACKAGE
6'-8' Pickup Bed**

ITEM	MODEL	DESCRIPTION	QTY.
1	DS36012H	9-Drawer Cluster	1
2	MD522	KD Unit 12" x 36" x 30"	2
3	MD523	KD Unit 12" x 36" x 36"	2
4	9	4-Drawer Shallow	1
5	19	2-Drawer Medium	1
6	919	3-Drawer Combo	1



**2888
SECURITY/ALARM PACKAGE
6'-8' Pickup Bed**

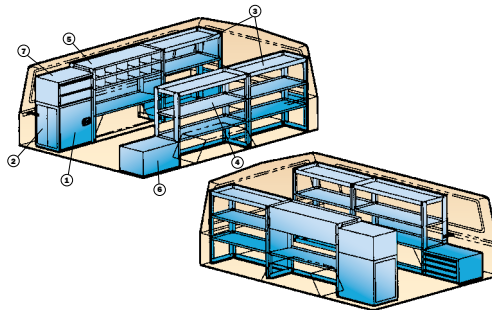
ITEM	MODEL	DESCRIPTION	QTY.
1	DS36012H	9-Drawer Cluster	2
2	MD522	KD Unit 12" x 36" x 30"	2
3	MD523	KD Unit 12" x 36" x 36"	2
4	BP1236	Back Panel, 12" x 36"	4
5	FR18	Floor Rail	2
6	FR24	Floor Rail	2



Vehicle fit: Full and compact pickup bed lengths as indicated. Package installation requires removal of bed liners. Shelving heights require use of cab high plus 6" model tops. Lift-up or sliding side doors required on pickup top for interior package access.

**2889
COMMERCIAL REPAIR PACKAGE
8' Pickup Bed**

ITEM	MODEL	DESCRIPTION	QTY.
1	12	Cabinet	1
2	12A	End for #12 Cabinet	1
3	MD522	KD Unit 12" x 36" x 30"	2
4	MD523	KD Unit 12" x 36" x 36"	1
5	17970-0	KD Frame for MD517	1
6	9	4-Drawer Shallow	1
7	19	2-Drawer Medium	1

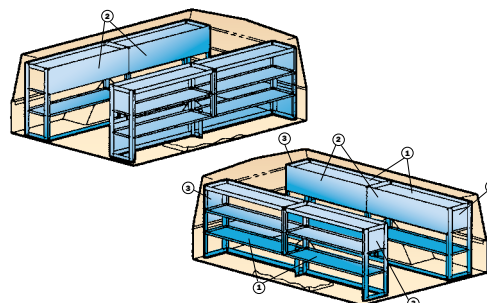


How to order: Please state make, model, year and length of pickup bed when ordering

Note: Avoid vehicle overloading. Determine the proper vehicle payload capacity required for what your intended to carry.

**2890
STORAGE SHELF PACKAGE
7'-8' Pickup Bed**

ITEM	MODEL	DESCRIPTION	QTY.
1	MD523	KD Unit 12" x 36" x 36"	4
2	BP1236	Back Panel, 12" x 36"	4
3	EP1014	End Panel, 14"	4



Deduct add-on weights of top, interior package, ladder rack, tools and inventory from the available payload capacity to ensure you have not overloaded your vehicle.

ADRIAN STEEL COMPANY



QUALITY

- Our products are durable and reliable. Warranty claims are less than 1% of sales.
- Our warranty covers our products for three years or 36,000 miles.

INNOVATIVE PRODUCTS WITH FEATURES THAT MATTER

- Toolboxes that are fully welded for strength and rigidity.
- Ladder racks with removable crossbars to allow for loading tall cargo.
- Shelving and drawer packages for pickups with a commercial topper.
- Removable ladder rack for there when you need it convenience.
- Automotive grade push button lock on all toolboxes.
- Underbody boxes, accessories, and much more!

COMMITMENT

At Adrian Steel, we are committed to you beyond the upfit!

- A dedicated Customer Care Team at corporate headquarters.
- A network of highly qualified distributors to support you locally.
- Our commitment to provide the best cargo management solutions in North America.

EXPERIENCE

- **Over One Million vans upfitted**, and counting! It's a fact that an organized vehicle increases work flow efficiencies and reduces inventory damages.
- Recognized as a National Truck Equipment Association MVP.



SERVICE

- Adrian Steel Products can be purchased throughout North America at authorized Adrian Steel distributors.
- Adrian Steel Customer Service Representatives are available M-F, 8am - 5pm EST at **1-800-677-2726**.
- E-mail us at info@adriansteel.com with questions, comments and feedback.
- Visit AdrianSteel.com for the most up-to-date product information, distributor locator, product catalogs, videos and more.

PROUDLY DISTRIBUTED BY:



906 James Street
Adrian, Michigan 49221-3996
517-265-6194 Fax: 517-265-5834
Toll Free **800-677-2726**
adriansteel.com info@adriansteel.com